

Design of the Impact/Outcome Evaluation of Ohio Works First

**Macro International and
the Ohio Department of Human Services**

Paper presented at the 1999 National Association
for Welfare Research and Statistics

Authors:

Richard Mantovani, Macro International

JoAnn Kuchak, Macro International

Jacquelyn Martin, Ohio Dept. of Human Services

Helen Anne Sweeney, Ohio Dept. of Human Services

Steven Tate, Ohio Dept. of Human Services


Objectives

- ▶ **To provide information to Ohio on the success of OWF and its components**
- ▶ **To provide research findings that can assist in understanding of the effectiveness of welfare reform**
- ▶ **To provide Ohio with a mechanism for an ongoing assessment of OWF and its components.**

Focus of Outcome Study

- ▶ **Welfare dependency**
- ▶ **Self-sufficiency**
- ▶ **Economic well-being**
- ▶ **Child well-being**
- ▶ **Family well-being**

Self-Sufficiency Lattice

Dependency Level	Poverty Level	Full Cash Grant	Income Disregard	PRC	Medicaid	Food Stamps	Child Care
	Self-Sufficiency	200%					
	185%						✓
	150%					✓	✓
	125%			✓		✓	✓
	100%			✓	✓	✓	✓
	85%			✓	✓	✓	✓
	75%	✓	✓	✓	✓	✓	✓
	Full Dependency	61%	✓			✓	✓

Outcomes Reflect Three Factors

- ▶ **Differences among recipients**
- ▶ **Program components & services**
- ▶ **Matching recipients and services**

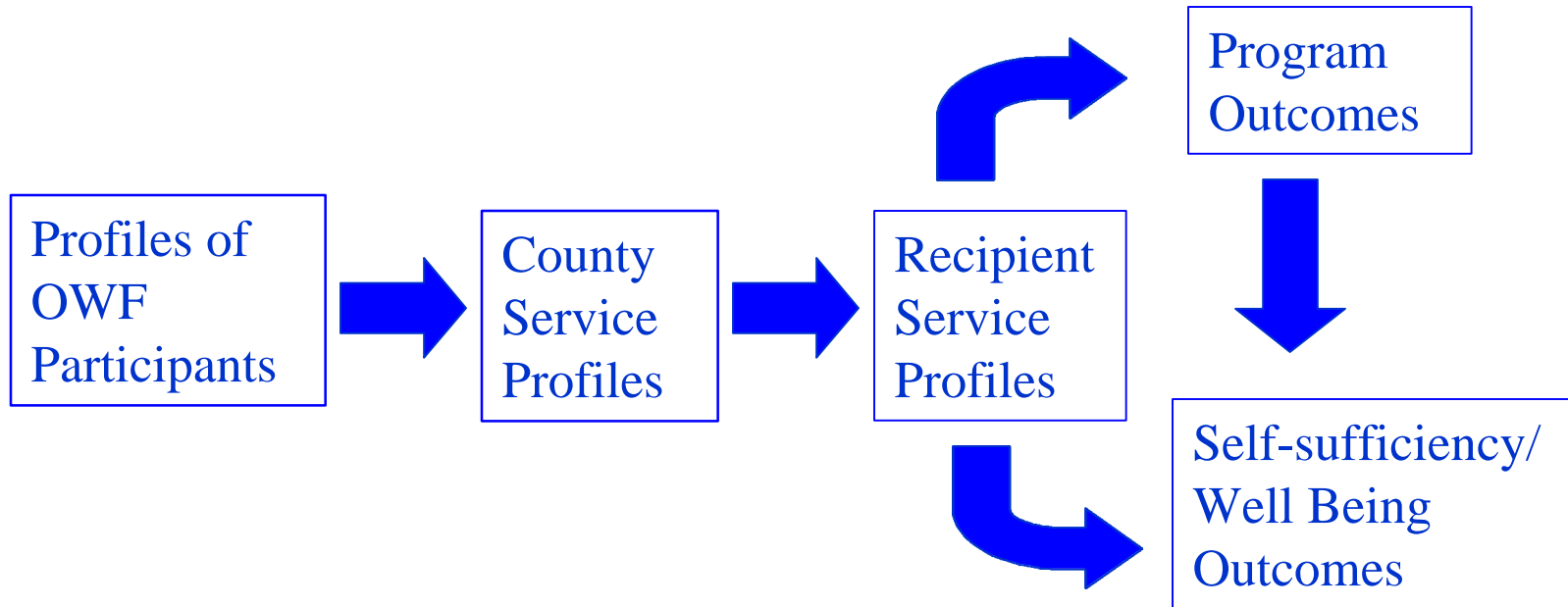
Data Collection Activities

- ▶ **Analysis of administrative Data**
- ▶ **Longitudinal survey (three periods) of adults initially receiving welfare**
- ▶ **Process study**
 - **On site interviews and focus groups**
 - **Employer survey**
 - **Staff survey**

Analytic Perspectives

- ▶ **Statewide:** Administrative data and longitudinal surveys provide information on activities and outcomes statewide
- ▶ **Ten Counties:** Administrative data, longitudinal surveys, and process study provide information on activities and outcomes in counties

Conceptual Overview of Profile/Outcome Analysis



Participant Profiles

What does the participant population look like?

- ▶ Type of case (child/adult)
- ▶ Patterns of welfare participation
- ▶ Use of other assistance programs
- ▶ Parents in household
- ▶ Ages and number of children
- ▶ Ethnicity of head
- ▶ Gender of head
- ▶ Education
- ▶ Work experience

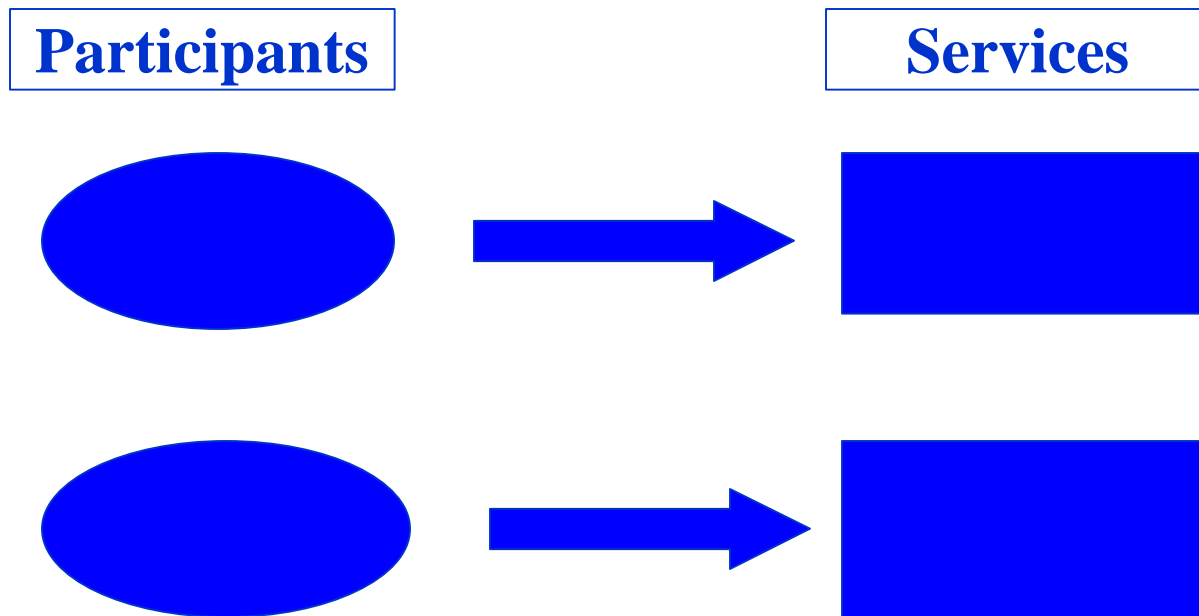
County Service Profiles

What services are delivered?

- ▶ Cash and non-cash assistance
- ▶ Job training and placement services
- ▶ Supportive services
- ▶ Penalty actions

Service Specific Profiles

Who uses what services?



Welfare Dependency Outcomes

**Continued
Participation**



**Level of
Dependency**



**Services
Received**

Leaves Program



**Excessive
Income**



Sanctions



**Other
Reasons**

Well-Being Outcomes

- ▶ Financial well-being
 - Employment and earnings
 - Use of other assistance
- ▶ Child well-being
 - School attendance and performance
 - Health
- ▶ Family well-being
 - Health and nutrition of members
 - Family functioning